


2054 Primary Jaw Plant



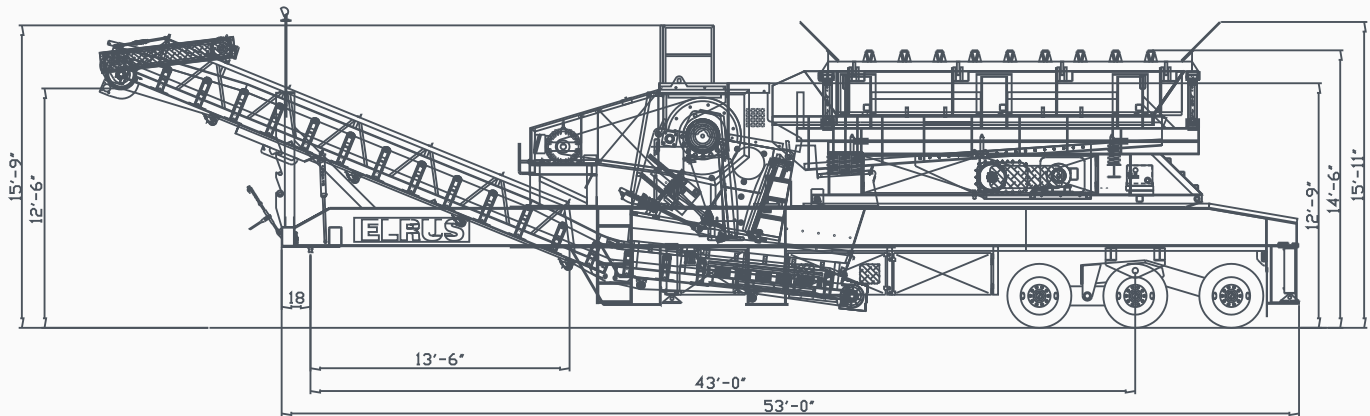
The ELRUS 2054 125 HP Primary Jaw Plant is a heavy-duty overhead eccentric jaw crusher for the most demanding crushing conditions. This primary is built for big jobs. Ease of maintenance and high production make the ELRUS 2054 the crusher for the high volume gravel producer.

- 48" x 20' VGF with integral motor mount
- Hydraulic jaw adjustment (full hydraulic adjustment and tramp iron protection available)
- Hopper and feeder remove easily for transport
- H.D. Tri-axle walking beam suspension
- Hydraulic levelling
- 60" hydraulic raise and lower discharge conveyor
- Impact bed under jaw and bypass chute

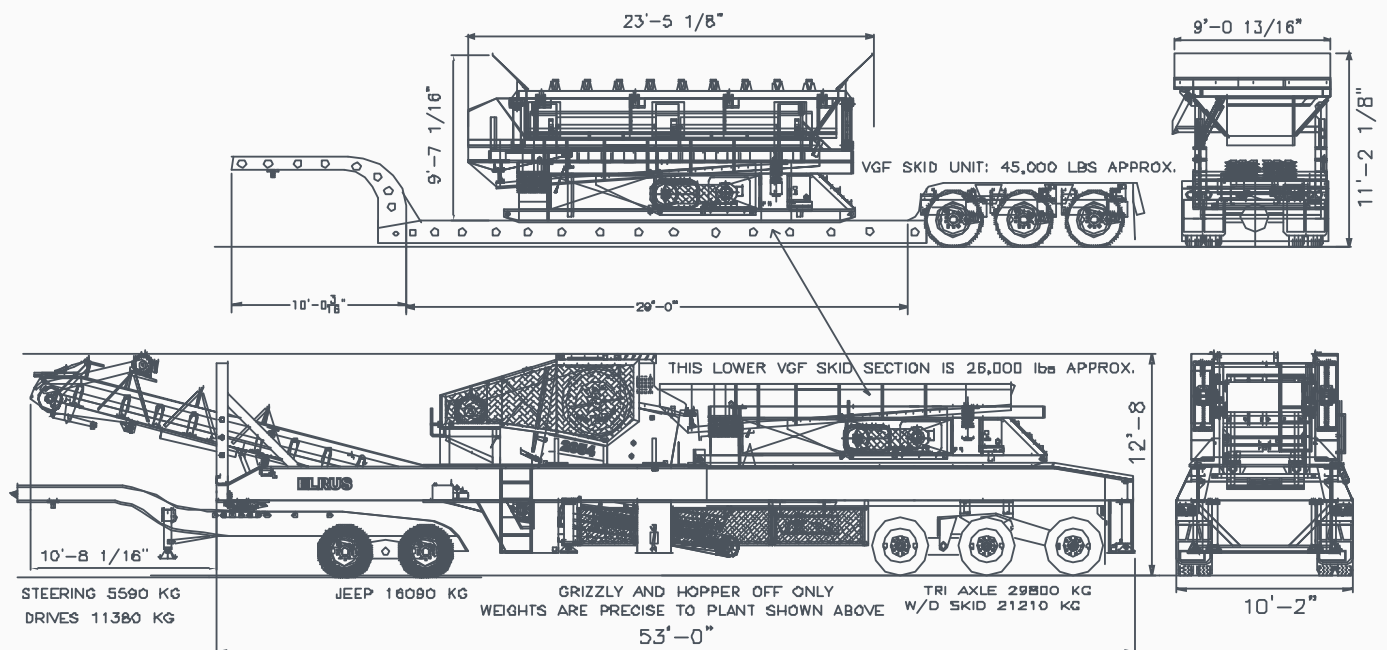
Optional Equipment:

- Available in diesel power
- Side or end dump grizzly's with adjustable bars available
- Rear discharge fines conveyor

2054 General Arrangement



ELRUS 2054 Jaw Plant General Arrangement



ELRUS 2054 Jaw Plant Travel Dimensions