

MINING



CONTENTS

**Mining Solutions with
ELRUS Aggregate Systems.....4**

Placer Miner

Complete Crushing Spreads

Since its founding in 1975, **ELRUS Aggregate Systems** has been a leading name in the aggregate and mining industries, specializing in the design and manufacture of portable processing and handling systems. With a reputation for quality and innovation, ELRUS serves customers across Canada and the United States, providing comprehensive solutions tailored to meet their unique needs.

OUR EXPERTISE INCLUDES:

- Portable crushing and screening equipment to deliver efficient, high-performance solutions.
- Conveying systems designed for reliability and optimal operation.
- A robust inventory of replacement parts and dedicated customer support to minimize downtime and ensure smooth operations.

WHAT SETS ELRUS APART:

- **Uncompromising quality:**
Every piece of equipment is built to last, delivering the durability and performance our customers expect.
- **Customer-driven solutions:**
We prioritize your success, offering tailored systems to optimize your operation.
- **Ethical business practices:**
We pride ourselves on fostering trust and long-term relationships with our customers and partners.

ADDITIONAL SERVICES:

- 24/7 customer support to address urgent needs and minimize downtime.
- Custom equipment design and layout tailored to your project's requirements.
- Fuel savings and operational efficiency analysis to maximize your bottom line.



MINING SOLUTIONS WITH ELRUS AGGREGATE SYSTEMS

ELRUS Aggregate Systems delivers robust, reliable equipment for mining operations, designed to withstand the extreme conditions and demands of the industry. Our comprehensive solutions range from complete crushing spreads to conveyor systems and control equipment, enhancing productivity and operational efficiency. With decades of mining expertise, we are with you every step of the way, from mobilization to production.

Trust ELRUS for durable, high-performance mining solutions that maximize your investment and meet the unique challenges of mine sites. We offer in-field support, custom configurations, and expert service to keep your operation running smoothly. From design to deployment, ELRUS is your partner in mining success.

PLACER MINER




Our Placer Miner is a compact, all-in-one plant designed for efficiency and simplicity in placer mining operations. This one-piece plant is engineered for streamlined operations, delivering reliable performance in placer mining applications.

FEATURES

- **Wet Feed Box:** Ensures consistent, efficient material processing
- **Wet Screen:** Effectively separates materials for optimal recovery
- **Overflow Conveyor:** Manages excess materials, keeping operations smooth
- **Fines Diverter Box:** Directs finer particles for efficient processing and recovery
- **Folding Sluice Trays:** Provides enhanced flexibility and easy setup in diverse environments



COMPLETE CRUSHING SPREADS



Our portable, modular, and stationary equipment offers unmatched convenience, versatility, and durability, making it ideal for the dynamic requirements of mining applications. Key benefits include:

Lower Initial Investment:

- No permanent structures required
- Minimal site preparation
- Pre-assembled, self-contained units for reduced installation costs
- Quick startup and rapid mobilization for on-site production

Easy Mobilization and De-Mobilization:

- Reduced mobilization costs
- Simple, fast de-mobilization process
- “Off the Shelf” spares for easy replacement
- Ability to pre-train operators

High Recovery of Investment:

- Disposal value can be up to 50% of acquisition cost

The Perfect Solution for Mining Operations:

- Plant sizes up to 1,000 TPH
- Solutions for haul road material or pre-crush for mill operations
- Increased capacity for existing operations
- Suitable for emergency processing and extreme conditions



Skid Mounted Crushing Plants



Modular Feed Systems



DESIGN

Customizable solutions to fit specific site requirements





TEST RUN

Pre-assembled and tested for seamless operation



INSTALLED & WORKING

Rapid setup for immediate productivity on-site





PARTS AND SERVICE

ELRUS offers a full range of parts and consumables, supported by a team of experts ready to get your equipment back to peak performance. Our skilled service specialists provide 24/7 support, on-site repairs, and rebuilds, ensuring you stay up and running wherever you are.



www.elrus.com

 | [ELRUSAggregateSystems](https://www.instagram.com/ELRUSAggregateSystems)
 | [ELRUSAggregateSystems](https://www.facebook.com/ELRUSAggregateSystems)
 | [ELRUSAggregateSystems](https://www.youtube.com/ELRUSAggregateSystems)
 | [ELRUSAggregateSystems](https://www.linkedin.com/ELRUSAggregateSystems)

ELRUS AGGREGATE SYSTEMS
HEAD OFFICE:
 4409 Glenmore Trail, SE
 Calgary AB T2C 2R8
 (403) 279-7741 1-888-535-7877

NISKU, AB
 1302 10 Street
 Nisku, AB
 T9E 8K2
 (780) 980-5600

SASKATOON, SK
 #100-737 66 Street
 Saskatoon, SK
 S7P 0E4
 (306) 668-0890

WINNIPEG, MB
 67007 Sturgeon
 Road 8 E, Rosser, MB
 R4B 0B2
 (204) 888-5588

CAMBRIDGE, ON
 170 Turnbull Court
 Cambridge, ON
 N1T 1J2
 (519) 624-6500

AYLMER, ON
 702 Talbot Street
 West Aylmer, ON
 N5H 2V1
 (226) 777-8668

CHEHALIS, WA
 173 N Hamilton Rd,
 Chehalis, WA 98532
 United States
 (253) 891-0888